



# RAFVÖRUR ehf

Dalvegi 16c. 201 Kópavogur Kt:470987-1119  
 Sími: 568-6411 – Fax: 568-6961  
[rafvorur@rafvorur.is](mailto:rafvorur@rafvorur.is) [www.rafvorur.is](http://www.rafvorur.is)

## Point-of-Use Rheemglas® Energy Miser® Electric Water Heaters



2-1/2 Gallon



6, 10, 15, 20 and 30 Gallon

Available in 2-1/2, 6, 10, 15, 20 and 30 Gallon Models

### ► 6-Year Limited Tank and Parts Warranty\*

- Space-saving design for installation in limited spaces
- High efficiency heating element
- Temperature and pressure relief valve included
- Over-temperature protector cuts off power in excess temperature situations
- Automatic thermostat keeps water at desired temperature
- Meets or exceeds National Appliance Energy Conservation Act (NAECA) requirements

### 2-1/2 gallon model features:

- 120 volt model with 3 prong cord set... simply plug it in! 240 volt model includes a junction box for easy installation of 1/2" or 3/4" conduit
- Wall bracket for easy wall mount installations
- Corrosion resistant 1/4 turn drain valve

\*See Residential Warranty Information Brochure for complete warranty information.

Energy Factor and Average Annual Operating Costs based on D.O.E. (Department of Energy) test procedures. D.O.E. national average fuel rate electricity 8.6¢/KWH.



DESCRIPTION		ROUGHING IN DIMENSIONS (SHOWN IN INCHES)						ENERGY INFORMATION	
GAL. CAP.	MODEL NUMBER	HEIGHT A	HT. TO HOT WATER OUTLET B	DIAMETER C	HT. TO SIDE TAP D	HT. TO COLD WATER INLET E	APPROX. SHIP WT. (LBS.)	ENERGY FACTOR	AVERAGE ANNUAL OPER. COST
2.5	81VP2S	14	14	9-3/4	—	—	22	N/A	N/A
6	81VP6S	15-1/4	12-1/2	15-3/4	11-1/2	4-1/4	36	N/A	N/A
10	81VP10S	23	20-1/2	15-3/4	19-1/2	4-1/4	46	N/A	N/A
15	81VP15S	24-1/4	22	17-3/4	21	4-1/2	54	N/A	N/A
20	81VP20S	25-1/4	22-3/4	19-3/4	21-3/4	5	69	N/A	N/A
30	82VP30-1*	30	23	21-3/4	23	2-3/4	91	0.93	\$406

\* For double element, substitute "-2" suffix for "-1". Not available in 120 volt. Available with 2-wire (single phase) outlet only. (6000 watt max.).

• **2.5 gallon model:** 1/2" N.P.T. inlet and outlet. Relief valve connection 3/4".

Available with 120 or 240 volt AC single phase only, 120v (1440w) 240v (1500w)

Power cord supplied with 120 volt models only.

Optional 14" diameter safety catch pan with 1" side drain outlet available (Part No. AS-21990A-G).

• **6 through 30 gallon models:** 3/4" N.P.T. outlet, inlet, anode rod. T & P valve connections. Not available with 3 phase wiring.

Water heaters furnished standard with 120 volt AC, 2000 watt single element.

Special wiring options – a limited number of wiring options are available. Consult factory for price and availability.

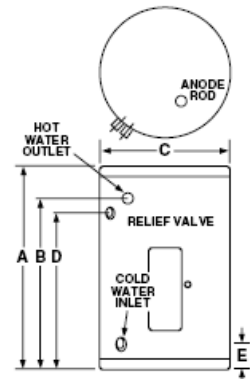
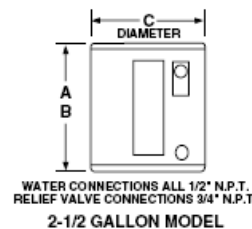
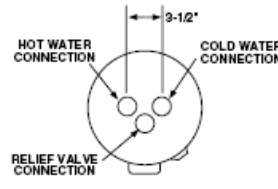
**CONSTRUCTION DETAILS:** The cold water enters the tank a few inches from the bottom. Both hot and cold water lines may be connected directly to the water heater without special nipples or tees. The relief valve simply screws into the opening provided.

These units are designed to meet or exceed ANSI (American National Standards Institute) requirements and have been tested according to D.O.E. test procedures and meet or exceed the energy efficiency requirements of NAECA, ASHRAE standard 90, ICC Code and all state energy efficiency performance criteria for energy consuming appliances.

Before purchasing this appliance, read important energy cost and efficiency information available from your supplier.

## Rheem Point-of-Use

A convenient, compact size water heater that installs almost anywhere a small amount of hot water is required! These units are U.L. listed and comply with Underwriter's Laboratories Specifications 174.



In keeping with its policy of continuous progress and product improvement, Rheem reserves the right to make changes without notice.



# RAFVÖRUR ehf

Dalvegi 16c. 201 Kópavogur Kt:470987-1119

Sími: 568-6411 – Fax: 568-6961

[rafvorur@rafvorur.is](mailto:rafvorur@rafvorur.is) [www.rafvorur.is](http://www.rafvorur.is)

---

